

Biomedical Debate

Teamwork Event

Eligible Divisions: Secondary & Postsecondary / Collegiate	Round 1: 50 Q test in 60 minutes	Digital Upload: NO
Team Event: 3-4 competitors per team	Round 2: Debate Bracket	



New for 2024 - 2025

Clarification on the process allowed for multiple speakers during the debate sections has been added. Editorial updates have been made.

TEXAS HOSA

Make sure to read TEXAS General Rules and Regulations for updated “Electronic Device Policies” and “Extended Stay Preparation”.

Area Spring Leadership Conference

Round one online test for Area will be given in December. The top eight (8) teams will advance to round two (2) in person at the Area Spring Leadership Conference.

Round Two

- All Teams members must present a photo ID, because this is a paired match-up, if a competitor does not provide a valid photo ID, he/she forfeits his/her right to compete.
- Teams must report to and remain in the Debate Lounge (holding) until they are called to compete.
- After the first debate, all teams will remain in the Debate Lounge until the teams advancing to the next bracket are announced.
- Teams not advancing are then excused from the Debate Lounge and should not return while the event is still running.
- Top three team scores from each Area will advance to State

TEXAS State Leadership Conference

A Round 1 written exam will be used to slate the top eight (8) teams for Round 2. Both Round 1 and Round 2 for State will be in person at Kalahari in Round Rock.

Round Two (2) will be run the same as Area.

Event Summary

Biomedical Debate allows members to use debate as a platform for researching the pros and cons of a biomedical issue and showcasing what has been learned. This competitive event consists of two rounds, and each team consists of 3-4 people. Team members will participate in the Round One written test containing questions about the annual biomedical topic. The teams with the highest average score from the test will qualify for the Round Two debate(s). This event aims to inspire members to be proactive future health professionals by researching a given health topic, evaluating, discussing, and thinking critically about the issue, and refining verbal communication skills surrounding a complex biomedical issue.

Dress Code

Proper business attire or official HOSA uniform. Bonus points will be awarded for [proper dress](#). All team members must be properly dressed to receive bonus points.

Competitors Must Provide

- [Photo ID](#) both rounds
- Paper or index cards, to use for note taking by team members (optional)
- Two #2 lead pencils (not mechanical) with eraser for the Round 1 Test, and note taking for Round 2 Debate.
- Prepared topic materials (per rule #12) for the Round 2 Debate (printed/hard copy only)

General Rules

1. Competitors must be familiar with and adhere to the [General Rules and Regulations](#).
2. The annual debate topic will be selected yearly and announced in HOSA publications.

2024 – 2025 Topic:

The government should regulate social media use for people age 17 and under.

Official References

3. Competitors are encouraged to learn as much as they can about the annual topic. All test questions will be developed from the following references:
 - a. Weinstein and James E. (2022) [Behind Their Screens: What Teens Are Facing \(and Adults Are Missing\)](#). (*Note this is a printed book).
 - b. Haidt, Johnathan. (2024) [The Anxious Generation: How the Great Rewiring of Childhood is Causing an Epidemic of Mental Illness](#).(*Note this is a printed book).
 - c. Disconnection, not teens' screen time, is the problem, research suggests. (<https://www.sciencedaily.com/releases/2022/11/221103120056.htm>)
 - d. Banning mobile phones in schools: evidence from regional-level policies in Spain. (<https://www.emerald.com/insight/content/doi/10.1108/AEA-05-2021-0112/full/html>)
 - e. Social Media–Driven Routes to Positive Mental Health Among Youth: Qualitative Enquiry and Concept Mapping Study. (<https://www.ncbi.nlm.nih.gov/pmc/articles/PMC8933808/>)

ROUND ONE: The Test

4. [Test Instructions](#): The written test will consist of 50 multiple-choice items in a maximum of 60 minutes.
5. **TIME REMAINING ANNOUNCEMENTS**: There will be NO verbal announcements for time remaining during ILC testing. All ILC testing will be completed in the Testing Center and competitors are responsible for monitoring their own time.
6. The team test score average from Round One will be used to qualify the team for Round Two.
7. **Sample Round One Questions**
 1. What common metaphor is used to explain differential susceptibility to social media? (Weinsten, p. 22)
 - A. Balsam and Teak
 - B. Popcorn and peanuts
 - C. **Orchids and dandelions**
 - D. Butterflies and dragonflies

2. When was the first Apple smartphone introduced? (Haidt, p. 32)
 - A. 1998
 - B. 2001
 - C. 2005
 - D. **2007**

3. What did the study by Michigan State University in 2022 determine was the single largest predictor of low self-esteem?

<https://www.sciencedaily.com/releases/2022/11/221103120056.htm>

 - A. Isolation
 - B. **Gender**
 - C. Poor grades
 - D. Poor athleticism

ROUND TWO – The Debate

8. Beginning with Round Two, two (2) teams compete against each other.

9. The number of teams selected for Round Two is determined by the number of entries and overall conference capacity. Usually, 32 secondary and 8 postsecondary/collegiate teams are seeded for Round Two at ILC.
 - A. Debate pairings will be posted at a designated time and place.
 - B. Round Two requires a paired match-up. If a team is more than 5 minutes late to their Round Two appointed time, the team forfeits their right to compete in accordance with the [GRRs](#).

10. If using the 8-team bracket, the 9th and 10th-ranked teams shall be the alternate teams. If using a 16-team bracket, the 17th and 18th ranked teams shall be the two alternate teams. If using a 32-team bracket, the 33rd and 34th ranked teams shall be the two alternate teams.

11. ALL teams (including alternate teams) must report to and remain in the holding room until their numbers are called for them to compete.

12. Teams will be permitted to bring prepared materials (Containers/folders with notes, printed pages, books, and bound materials) to the debate area in *hard copy only*. Props will NOT be allowed.

13. Debate teams will draw for the affirmative or negative immediately upon entering the competition room. Teams will have two (2) minutes to prepare prior to the debate.

14. The following specific pattern will be followed during the debate:
 - A. **First Affirmative Speaker** (2 minutes). The speaker, for the affirmative, presents their arguments.
 - Thirty (30) seconds of transition time
 - B. **First Negative Speaker** (2 minutes). The speaker for the negative presents their response to the affirmative speaker's arguments
 - Thirty (30) seconds of transition time
 - C. **Second Negative Speaker** (2 minutes). The second speaker, for negative, presents their arguments.
 - Thirty (30) seconds of transition time
 - D. **Second Affirmative Speaker** (2 minutes). For the affirmative, the second speaker responds to the negative speaker's arguments.
 - Thirty (30) seconds of transition time
 - E. **Negative Summary/Rebuttal Speaker** (2 minutes). The negative speaker presents a conclusion.
 - Thirty (30) seconds of transition time
 - F. **Affirmative Summary/Rebuttal Speaker** (2 minutes). The affirmative speaker presents a conclusion.
 - * Thirty (30) seconds of transition time will be allowed between each part of the debate to allow teams to discuss strategy and for judges to rate the prior performance.

*** The full-time noted above will be provided. If a team chooses not to use any or all of the time allowed, the opposing team shall still have the total amount of time that would have passed. However, the team whose turn it is may choose to begin their debate segment when ready, and the timekeeper will*

give them the amount of time listed above. (A team does not receive extra time to start early.)

**** There will NOT be a time warning given during the debate transitions. It is the responsibility of the competitor to manage their time.*

15. A timekeeper will keep time for each part of the debate and call time at the end of the maximum allowed time. Speakers must immediately stop speaking when time is called.
*****Competitors are not allowed to use a timing device of any kind during the debate. Participants should practice their parts to ensure they are within the time frames and rely solely on the time warning provided by the timekeeper.*
16. Teams are permitted to discuss and write notes with each other during all parts of the debate; however, table decorum will be evaluated on the rating sheet with the intent that teams will conduct themselves in a professional manner without distracting the other team. Paper is allowed for note-taking.
17. At least three (3) team members must speak in the debate.
18. If a team decides to have more than one speaker during any debate section(s) (#14 A - F), only one speaker is allowed at the podium at a time. The time limits for each section(s) are still in effect and the team would need to make speaker changes at the podium within the allotted time.
19. All members of the winning teams of each match must return to the holding room until recalled. Waiting winning teams are not allowed to communicate with other teams.

Final Scoring

20. The team's average test score from Round One will be used to qualify the team for Round Two and will NOT be used as part of the final score.
21. In case of a tie during the paired matchups, the highest averaged test score will be used to determine which team advances in the bracket and/or final rank if needed.

BIOMEDICAL DEBATE - ROUND TWO

Section # _____
 Team # _____

Judge's Signature _____
 Division: SS ____ PS ____

1. First Affirmative Speech							
	Excellent 10 points	Good 8 points	Average 6 points	Fair 4 points	Poor 0 points	JUDGE SCORE - A	JUDGE SCORE - N
A. Arguments & Evidence (Persuasiveness)	The arguments & evidence clearly expresses the team's viewpoint in a highly persuasive manner.	The arguments & evidence mostly expresses the team's viewpoint and provides responses that are persuasive.	The arguments & evidence somewhat express the team's viewpoint and provides moderately persuasive responses.	The arguments & evidence are slightly persuasive.	The arguments are not persuasive or there is not an argument presented		
	Excellent 5 points	Good 4 points	Average 3 points	Fair 2 points	Poor 0 points	JUDGE SCORE - A	JUDGE SCORE - N
B. Flow & Logic of speech	The content of the speech flows smoothly, is thoughtfully constructed and makes logical sense.	The content of the speech flows smoothly and makes sense.	The speech flows moderately smoothly and makes sense most of the time.	The speech has an inconsistent flow and makes sense some of the time.	The speech does not flow or make logical sense.		
C. Relevance of arguments	All arguments were accurate, relevant to topic and strong. Was able to defend position.	Majority of arguments were accurate, relevant to topic and strong. Was able to defend position.	Some of the arguments were accurate, relevant to topic and strong. Was somewhat able to defend position.	Arguments were not accurate and/or relevant to topic. Was unable to defend position.	No arguments were made. Unable to defend position.		
2. First Negative Speech							
	Excellent 15 points	Good 12 points	Average 9 points	Fair 6 points	Poor 0 points	JUDGE SCORE - A	JUDGE SCORE - N
A. Arguments & Evidence	All counterarguments were accurate, relevant to topic and strong. Was able to accurately defend position.	Majority of counterarguments were accurate, relevant to topic and strong. Was able to defend position.	Some of the counterarguments were accurate, relevant to topic and strong. Was somewhat able to defend position.	Counterarguments were not accurate and/or relevant to topic. Was unable to defend position.	No counterarguments were made. Unable to defend position.		
3. Second Negative Speech							
	Excellent 10 points	Good 8 points	Average 6 points	Fair 4 points	Poor 0 points	JUDGE SCORE - A	JUDGE SCORE - N

A. Arguments & Evidence (Persuasiveness)	The arguments & evidence clearly expresses the team's viewpoint in a highly persuasive manner.	The arguments & evidence mostly expresses the team's viewpoint and provides responses that are persuasive.	The arguments & evidence somewhat express the team's viewpoint and provides moderately persuasive responses.	The arguments & evidence are slightly persuasive.	The arguments are not persuasive or there is not an argument presented		
--	--	--	--	---	--	--	--

3. Second Negative Speech Cont'd

	Excellent 5 points	Good 4 points	Average 3 points	Fair 2 points	Poor 0 points	JUDGE SCORE - A	JUDGE SCORE - N
B. Flow & Logic of speech	The content of the speech flows smoothly, is thoughtfully constructed and makes logical sense.	The content of the speech flows smoothly and makes sense.	The speech flows moderately smoothly and make sense most of the time.	The speech has an inconsistent flow and makes sense some of the time.	The speech does not flow or make logical sense.		
C. Relevance of arguments	All arguments were accurate, relevant to topic and strong. Was able to defend position.	Majority of arguments were accurate, relevant to topic and strong. Was able to defend position.	Some of the arguments were accurate, relevant to topic and strong. Was somewhat able to defend position.	Arguments were not accurate and/or relevant to topic. Was unable to defend position.	No arguments were made. Unable to defend position.		

4. Second Affirmative Speech

	Excellent 15 points	Good 12 points	Average 9 points	Fair 6 points	Poor 0 points	JUDGE SCORE - A	JUDGE SCORE - N
A. Arguments & Evidence	All counterarguments were accurate, relevant to topic and strong. Was able to accurately defend position.	Majority of counterarguments were accurate, relevant to topic and strong. Was able to defend position.	Some of the counterarguments were accurate, relevant to topic and strong. Was somewhat able to defend position.	Counterarguments were not accurate and/or relevant to topic. Was unable to defend position.	No counterarguments were made. Unable to defend position.		

5. Negative Summary/Rebuttal Speech

	Excellent 5 points	Good 4 points	Average 3 points	Fair 2 points	Poor 0 points	JUDGE SCORE - A	JUDGE SCORE - N
A. Evidence and effectiveness	The negative rebuttal was clear and highlighted the point of view with confidence.	The negative rebuttal was effective	The evidence used in the negative rebuttal was mediocre.	Not enough evidence was used in the negative rebuttal.	No evidence was provided in the negative rebuttal.		
B. Clarification of argument	The negative rebuttal was clear and significantly strengthened the negative point of view	N/A	The negative rebuttal reiterated the position but did not add anything to the argument.	N/A	No negative rebuttal was provided.		
C. Relevance of rebuttal	Rebuttal was articulately stated and offered strong relevant, researched data to support the argument.	The rebuttal offered good research and supported the argument.	The rebuttal offered mediocre researched data to support the argument.	Little relevancy was offered in the rebuttal. More data/supporting information needed to support the point.	No rebuttal was offered or the rebuttal was not relevant to the topic.		

6. Affirmative Summary/Rebuttal Speech

	Excellent 5 points	Good 4	Average 3 points	Fair 2 points	Poor 0 points	JUDGE SCORE - A	JUDGE SCORE - N
--	-----------------------	-----------	---------------------	------------------	------------------	--------------------	--------------------

		points					
A. Evidence and effectiveness	The affirmative rebuttal was clear and highlighted the point of view with confidence.	The affirmative rebuttal was effective.	The evidence used in the affirmative rebuttal was mediocre.	Not enough evidence was used in the affirmative rebuttal.	No evidence was provided in the affirmative rebuttal.		
B. Clarification of argument	The affirmative rebuttal was clear and significantly strengthened the affirmative point of view	N/A	The affirmative rebuttal reiterated the position but did not add anything to the argument.	N/A	No affirmative rebuttal was provided.		

6. Affirmative Summary/Rebuttal Speech Cont'd

	Excellent 5 points	Good 4 points	Average 3 points	Fair 2 points	Poor 0 points	JUDGE SCORE - A	JUDGE SCORE - N
C. Relevance of rebuttal	Rebuttal was articulately stated and offered strong relevant, researched data to support the argument.	The rebuttal offered good research and supported the argument.	The rebuttal offered mediocre researched data to support the argument.	Little relevancy was offered in the rebuttal. More data/supporting information needed to support the point.	No rebuttal was offered or the rebuttal was not relevant to the topic.		

7. Overall Debate Qualities (AFFIRMATIVE)

	Excellent 5 points	Good 4 points	Average 3 points	Fair 2 points	Poor 0 points	JUDGE SCORE - A	JUDGE SCORE - N
A. Voice Pitch, tempo, volume, quality	Each competitor's voice was loud enough to hear. The competitors varied rate & volume to enhance the speech. Appropriate pausing was employed.	Each competitor spoke loudly and clearly enough to be understood. The competitors varied rate OR volume to enhance the speech. Pauses were attempted.	Each competitor could be heard most of the time. The competitors attempted to use some variety in vocal quality, but not always successfully.	Judges had difficulty hearing /understanding much of the speech due to little variety in rate or volume.	The competitor's voice is too low or monotone. Judges struggled to stay focused during the majority of presentation.		
B. Stage Presence Poise, posture, eye contact, and enthusiasm	Movements & gestures were purposeful and enhanced the delivery of the speech and did not distract. Body language reflects comfort interacting with audience. Facial expressions and body language consistently generated a strong interest and enthusiasm for the topic.	The competitors maintained adequate posture and non-distracting movement during the speech. Some gestures were used. Facial expressions and body language sometimes generated an interest and enthusiasm for the topic.	Stiff or unnatural use of nonverbal behaviors. Body language reflects some discomfort interacting with audience. Limited use of gestures to reinforce verbal message. Facial expressions and body language are used to try to generate enthusiasm but seem somewhat forced.	Most of the competitor's posture, body language, and facial expressions indicated a lack of enthusiasm for the topic. Movements were distracting.	No attempt was made to use body movement or gestures to enhance the message. No interest or enthusiasm for the topic came through in presentation.		

C. Diction*, Pronunciation** and Grammar	Delivery emphasizes and enhances message. Clear enunciation/pronunciation. No vocal fillers (ex: "ahs," "uh/ums," or "you-knows"). Tone heightened interest and complemented the verbal message.	Delivery helps to enhance message. Clear enunciation/pronunciation . Minimal vocal fillers (ex: "ahs," "uh/ums," or "you-knows"). Tone complemented the verbal message	Delivery adequate. Enunciation and pronunciation suitable. Noticeable verbal fillers (ex: "ahs," "uh/ums," or "you-knows") present. Tone seemed inconsistent at times.	Delivery quality minimal. Regular verbal fillers (ex: "ahs," "uh/ums," or "you-knows") present. Delivery problems cause disruption to message.	Many distracting errors in pronunciation and/or articulation. Monotone or inappropriate variation of vocal characteristics. Inconsistent with verbal message.		
	Excellent 5 points	Good 4 points	Average 3 points	Fair 2 points	Poor 0 points	JUDGE SCORE - A	JUDGE SCORE - N
D. Decorum, professional behavior toward other team	All statements and responses were respectful and appropriate. Decorum was professional toward the other team.	N/A	Most statements and responses were respectful. Seldom interrupted or talked over other team members.	N/A	Decorum was not professional. Statements and responses were consistently not respectful. Interrupted or talked over other team members.		

7. Overall Debate Qualities (AFFIRMATIVE) Cont'd

	Excellent 5 points	Good 4 points	Average 3 points	Fair 2 points	Poor 0 points	JUDGE SCORE - A	JUDGE SCORE - N
E. Team Participation	Excellent example of shared collaboration. Three team members spoke, demonstrating equal knowledge of the topic.	Most team members were actively engaged in the debate and appeared to be knowledgeable on the topic.	The team worked together relatively well. Some team members appeared more knowledgeable than others.	The team did not work effectively together.	One team member dominated the debate.		

8. Overall Debate Qualities (NEGATIVE)

	Excellent 5 points	Good 4 points	Average 3 points	Fair 2 points	Poor 0 points	JUDGE SCORE - A	JUDGE SCORE - N
A. Voice Pitch, tempo, volume, quality	Each competitor's voice was loud enough to hear. The competitors varied rate & volume to enhance the speech. Appropriate pausing was employed.	Each competitor spoke loudly and clearly enough to be understood. The competitors varied rate OR volume to enhance the speech. Pauses were attempted.	Each competitor could be heard most of the time. The competitors attempted to use some variety in vocal quality, but not always successfully.	Judges had difficulty hearing /understanding much of the speech due to little variety in rate or volume.	The competitor's voice is too low or monotone. Judges struggled to stay focused during the majority of presentation.		

B. Stage Presence Poise, posture, eye contact, and enthusiasm	Movements & gestures were purposeful and enhanced the delivery of the speech and did not distract. Body language reflects comfort interacting with audience. Facial expressions and body language consistently generated a strong interest and enthusiasm for the topic.	The competitors maintained adequate posture and non-distracting movement during the speech. Some gestures were used. Facial expressions and body language sometimes generated an interest and enthusiasm for the topic.	Stiff or unnatural use of nonverbal behaviors. Body language reflects some discomfort interacting with audience. Limited use of gestures to reinforce verbal message. Facial expressions and body language are used to try to generate enthusiasm but seem somewhat forced.	Most of the competitor's posture, body language, and facial expressions indicated a lack of enthusiasm for the topic. Movements were distracting.	No attempt was made to use body movement or gestures to enhance the message. No interest or enthusiasm for the topic came through in presentation.		
C. Diction*, Pronunciation** and Grammar	Delivery emphasizes and enhances message. Clear enunciation and pronunciation. No vocal fillers (ex: "ahs," "uh/ums," or "you-knows"). Tone heightened interest and complemented the verbal message.	Delivery helps to enhance message. Clear enunciation and pronunciation. Minimal vocal fillers (ex: "ahs," "uh/ums," or "you-knows"). Tone complemented the verbal message.	Delivery adequate. Enunciation and pronunciation suitable. Noticeable verbal fillers (ex: "ahs," "uh/ums," or "you-knows") present. Tone seemed inconsistent at times.	Delivery quality minimal. Regular verbal fillers (ex: "ahs," "uh/ums," or "you-knows") present. Delivery problems cause disruption to message.	Many distracting errors in pronunciation and/or articulation. Monotone or inappropriate variation of vocal characteristics. Inconsistent with verbal message.		

8. Overall Debate Qualities (NEGATIVE) Cont'd

	Excellent 5 points	Good 4 points	Average 3 points	Fair 2 points	Poor 0 points	JUDGE SCORE - A	JUDGE SCORE - N
D. Decorum, professional behavior toward other team	All statements and responses were respectful and appropriate. Decorum was professional toward the other team.	N/A	Most statements and responses were respectful. Seldom interrupted or talked over other team members.	N/A	Decorum was not professional. Statements and responses were consistently not respectful. Interrupted or talked over other team members.		
	Excellent 5 points	Good 4 points	Average 3 points	Fair 2 points	Poor 0 points	JUDGE SCORE - A	JUDGE SCORE - N
E. Team Participation	Excellent example of shared collaboration. Three team members spoke, demonstrating equal knowledge of the topic.	Most team members were actively engaged in the debate and appeared to be knowledgeable on the topic.	The team worked together relatively well. Some team members appeared more knowledgeable than others.	The team did not work effectively together.	One team member dominated the debate.		

9. Best Overall Arguments

--	--	--	--	--	--	--	--

	10 points				0 points	JUDGE SCORE - A	JUDGE SCORE - N
Debate Winner	Based on judge opinion, which team was the debate winner based on best overall arguments presented. The debate winner is awarded 10 points.	N/A	N/A	N/A	0 points awarded to the losing debate team based on judge opinion.		
AFFIRMATIVE TOTAL POINTS (85):							
NEGATIVE TOTAL POINTS (85):							

*Definition of Diction – Choice of words especially with regard to correctness, clearness, and effectiveness.

**Definition of Pronunciation – Act or manner of uttering officially.

BIOMEDICAL DEBATE

BRACKET SUMMARY SCORESHEET

Due to the bracketed nature of this round two event, this Summary Scoresheet will be used to calculate the total judge scores for the Affirmative and Negative Teams in each paired matchup. Each judge score should be recorded below, and then the team's average score calculated. The team with the highest average score will be deemed the winner of the paired matchup and will advance to the next paired matchup, following the schedule of the posted bracket.

AFFIRMATIVE TEAM ID	JUDGE #1 SCORE	JUDGE #2 SCORE	JUDGE #3 SCORE	TOTAL AVERAGE SCORE FOR AFFIRMATIVE

Round: _____ Section _____ AFFIRMATIVE = TEAM ID # _____ NEGATIVE _____

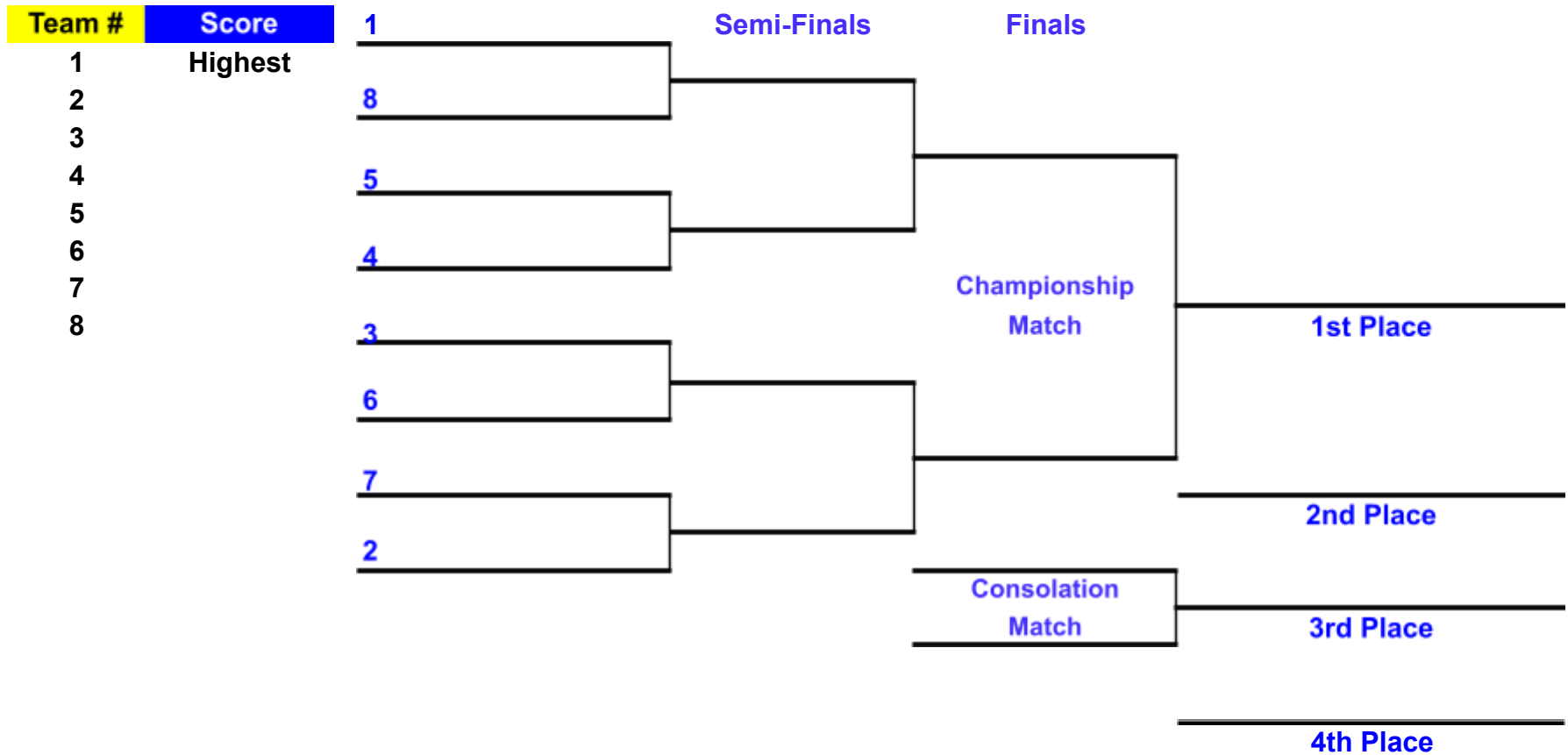
WINNING TEAM (check one) Affirmative Team _____ Negative Team _____

NEGATIVE TEAM ID	JUDGE #1 SCORE	JUDGE #2 SCORE	JUDGE #3 SCORE	TOTAL AVERAGE SCORE FOR NEGATIVE

Winning Team = ID# _____

Judge's Printed Name and Signature: _____

Biomedical Debate Seeding Chart for 8 Teams

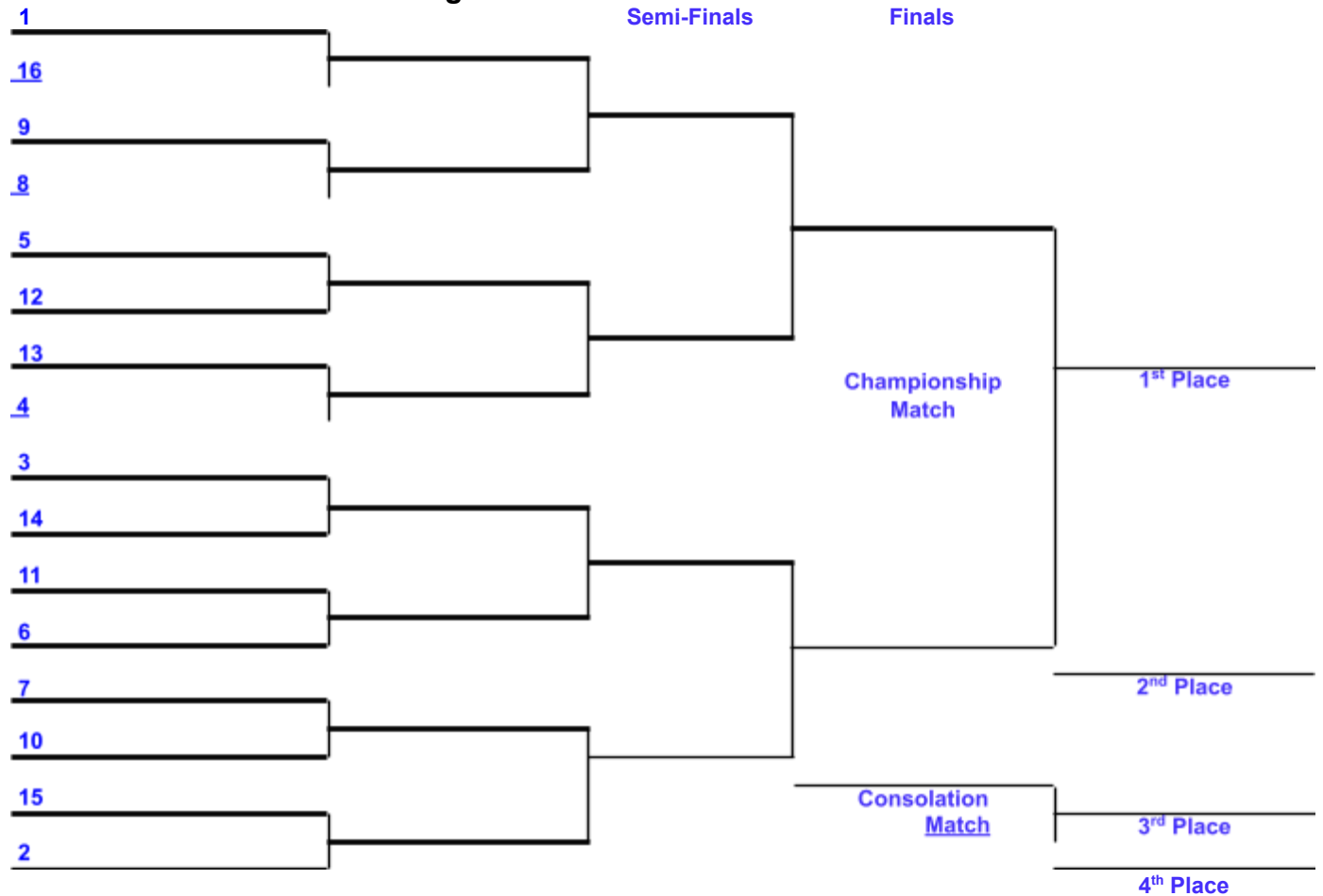


Instructions: Add the scores of team members to arrive at a team total, and then divide by the number of team members to get the team average. Sort team averages from highest to lowest scores. The team with the highest score after the test is seeded #1, the team with the next highest score is seeded #2, and so on until the chart is filled with the top 8 teams.

Note: The electronic version of the Biomedical Debate seeding process is available at [the CE Useful Tools page](#).

Team	Score
1	Highest
2	
3	
4	
5	
6	
7	
8	
9	
10	
11	
12	
13	
14	
15	
16	


Biomedical Debate Seeding Chart for 16 Teams



Instructions: Add the scores of team members to arrive at a team total, and then divide by the number of team members to get the team average. Sort team totals from highest to lowest scores. The team with the highest score after the test is seeded #1, the team with the next highest score is seeded #2, and so on until the chart is filled with the top 16 teams. The winners of each bracket play for 1st and 2nd place, the winner of the consolation match is the 3rd place team.

Note: The electronic version of the Biomedical Debate seeding process is available at [the CE Useful Tools page](#).

Biomedical Debate Seeding Chart for 32 Teams



30
31
32

